

In Situ Temperature Measurement Test Report

For

Antec Lighting Inc

(Brand Name: )

Quality, Honesty, Service and Innovation

Uniy C, 3979 E Guasti Road, Ontario, CA 91761

Architectural Flood and Spot Luminaires

Model name(s): AOK-960WoF-NV-L5-XX-XX70-15-P

Remark: The first "XX" can be "00" for without sensor or "PH" for Plug-In photocontrol, The last "XX" represents different CCT as below:
30=3000K, 40=4000K, 50=5000K, 57=5700K, "P" represents mounting option which can be as following: A; B; C

Representative (Tested) Model:
AOK-960WoF-NV-L5-00-3070-15-C

Model Different: All construction and rating are the same, except CCT

Test & Report By:

Leo Wang

Engineer: Leo Wang

Date: Jan.16,2020

Review By:

Garman Mo

Manager: Garman Mo

Note: 1.The results contained in this report pertain only to the tested samples.

2.This report does not imply product certification, approval, or endorsement by A2LA, or any agency of the Federal Government.

Laboratory: Standard-Tech Co., Ltd. Testing Center

Report Format Number STD-QP019-418-B/0

Address: Standard-Tech Building, No.6 Guanhong Road,Guangzhou Science City, Guangzhou 510663, China

Tel: 8620-3229 0320

Fax: 8620-32290422

<http://www.standard-tech.com>

Table of Contents

1 General	3
1.1 Product Information	3
1.2 Standards or methods	4
1.3 Equipment list	4
2 Test conducted and method	5
2.1 Ambient Condition	5
2.2 Temperature Stabilization	5
2.3 Thermocouples	5
2.4 Thermocouples contact	5
3 Test Results	6
3.1 Test Data:	6
3.2 Test Photo:	6
3.3 Test Data of LED Driver:	9
3.4 Test Photo:	9

1 General

1.1 Product Information

Brand Name	 Quality, Honesty, Service and Innovation
Model Number	AOK-960WoF-NV-L5-XX-XX70-15-P
Luminaire Type	Architectural Flood and Spot Luminaires
Nominal Power	960W
Rated Initial Lamp Lumen	--
Declared CCT	3000K,4000K,5000K,5700K
LED Manufacturer	LUMILEDS
LED Model	LUXEON 5050
Sample Receipt Date	Dec.29,2019
Sample Number	JAE191234-C1
Photo	
	

1.2 Standards or methods

The following standards are partly or totally used or referenced for test:

No.	Name
ANSI/UL 1598:2008	Luminaires

1.3 Equipment list

Equipment ID	Equipment Name	Last Calibration Date	Next Calibration Date
ST-R-411	Power Meter	2019-06-27	2020-06-26
ST-R-401	Temperature Tester	2019-01-24	2020-01-23

2 Test conducted and method

2.1 Ambient Condition

Test was conducted in an ambient temperature of $25 \pm 5^\circ\text{C}$. Ambient temperature variations above or below 25°C was subtracted from or added to temperatures recorded at points on the luminaire.

The ambient temperature was measured by a thermocouple which was immersed in 15ml of mineral oil in a glass container.

2.2 Temperature Stabilization

Temperatures were measured after they have stabilized when the test has been running for a minimum of 7.5 hours, or the test has been running for a minimum of 3 hours and three successive reading taken at 15 minutes intervals are with 1°C of another and are not rising.

2.3 Thermocouples

Type J thermocouple was used for temperature measurement. The thermocouple was 0.05mm²(30AWG), and complied with the requirements specified in ASTM MNL 12 and limits of error specified in NIST ITS 90 and ISA MC96.1.

2.4 Thermocouples contact

Thermocouples were in contact with the TMP LED location described in LM-80 test report. In order to gain the maximum temperature, if appropriate, more than one thermocouple were contact in these locations. For details information, please refer to clause 3.3 for the photo of thermocouple contact.

3 Test Results

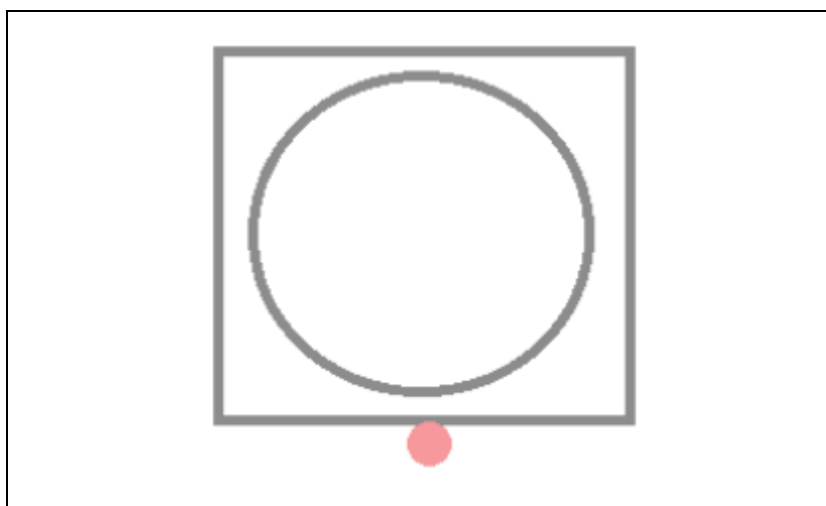
Test date	2019-12-31	Test Ambient	25.1 °C
Sample No.		LED Package Model	
JAE191234-C1		LUXEON 5050	
LED driver of Each Lamp	Output voltage V	Measured LED working current (Max.) mA	
2	113.0	98.21	

3.1 Test Data:


Input Vol.	120.1V	Input Current	8.505A	Input Wattage	1021W	Temperature stabilization time:	500 min	
No.	Temperature (°C)		No.	Temperature (°C)		No.	Temperature (°C)	
	Measured	Corrected at 25°C		Measured	Corrected at 25°C		Measured	Corrected at 25°C
1	75.0	74.9	3	75.8	75.7	5	74.5	74.4
2	75.4	75.3	4	75.3	75.2	6	74.2	74.3
The highest in-situ measured temperature LED is 75.7°C								

3.2 Test Photo:

Ts Position:



Thermocouple Location on Temperature Measurement Point (TMP):



Laboratory: Standard-Tech Co., Ltd. Testing Center

Report Format Number STD-QP019-418-B/0

Address: Standard-Tech Building, No.6 Guanhong Road, Guangzhou Science City, Guangzhou 510663, China

Tel: 8620-3229 0320

Fax: 8620-32290422

<http://www.standard-tech.com>

Results

Time (t) at which to estimate lumen maintenance (hours):	50,000
Lumen maintenance at time (t) (%):	87.35%
Reported L70 (hours):	>72000

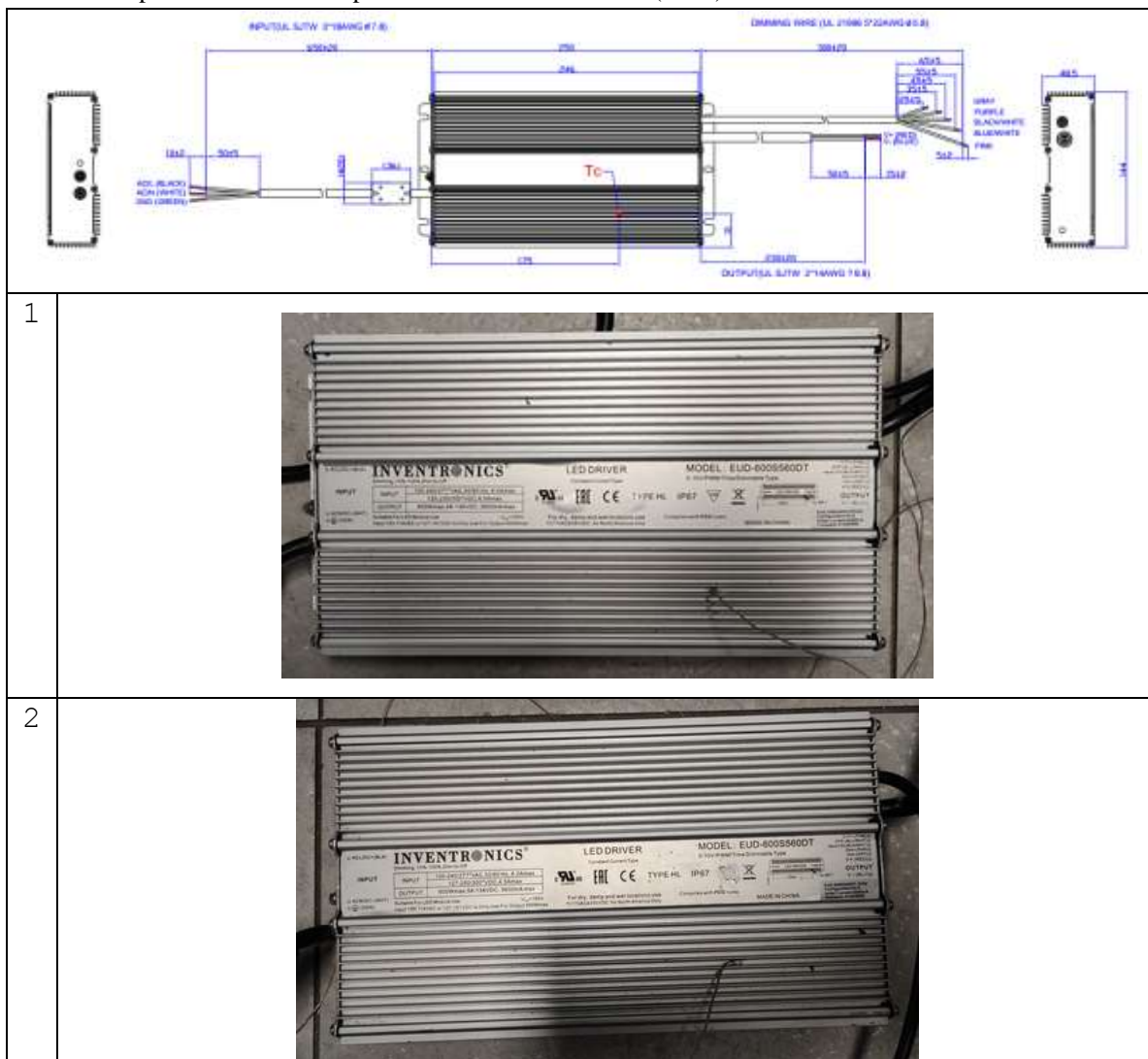
Time (t) at which to estimate lumen maintenance (hours):	36,000
Lumen maintenance at time (t) (%):	90.93%
Reported L90 (hours):	40,000

3.3 Test Data of LED Driver:

Input Vol.	120.1V	Input Current	8.505A	Input Wattage	1021W	Temperature stabilization time:	500 min
No	Measured TC Temperature (°C)		Temperature Limited of Life \geq 50000 hours				
	Measured	Corrected at 25°C					
1	73.4	73.3	75				
2	73.5	73.4	75				

3.4 Test Photo:

Thermocouple Location on Temperature Measurement Point (TMP):



Laboratory: Standard-Tech Co., Ltd. Testing Center

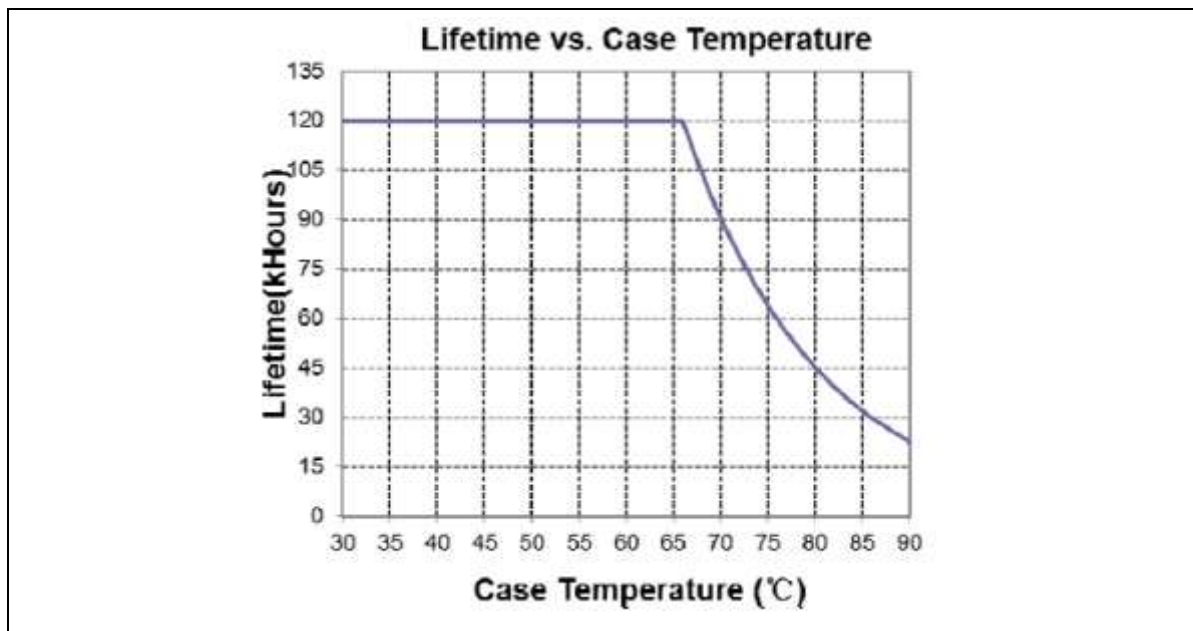
Report Format Number STD-QP019-418-B/0

Address: Standard-Tech Building, No.6 Guanhong Road, Guangzhou Science City, Guangzhou 510663, China

Tel: 8620-3229 0320

Fax: 8620-32290422

<http://www.standard-tech.com>



***** END OF THE TEST REPORT*****